



L10 Series Technical Accessory Guide



NOTE: This document is only for general reference. Solutions Pathway and related PMBs should be used for product availability, pricing, and final solution selection.


This document and the information contained therein (Information) are Zebra- confidential, and are provided under, and subject to, the confidentiality provision of your PartnerConnect agreement with Zebra. Any public disclosure (via posting on your website or otherwise) of the Information is strictly prohibited and will be considered a violation of your PartnerConnect agreement with Zebra.



** Zebra does not endorse or specifically recommend any **third-party products, accessories, or hardware**. ZEBRA DISCLAIMS ANY AND ALL LIABILITY, INCLUDING ANY EXPRESS OR IMPLIED WARRANTIES, WHETHER ORAL OR WRITTEN, FOR SUCH THIRD PARTY PRODUCTS, ACCESSORIES, OR HARDWARE. THE CUSTOMER ACKNOWLEDGES THAT NO REPRESENTATION HAS BEEN MADE BY ZEBRA AS TO THE FITNESS OF THE THIRD-PARTY PRODUCTS, ACCESSORIES, OR HARDWARE FOR THE CUSTOMER'S INTENDED PURPOSE.*



Cradles and Charging



Cradles/Docking Stations (for Indoor use)






Part Number	Picture	Description	Notes	Required Items
-------------	---------	-------------	-------	----------------





<p><u>Dock without Spare Battery Charger</u></p> <p>300147 (with North America AC Line Cord)</p> <p>300159 (with Australia/New Zealand AC Line Cord)</p> <p>300160 (with EU AC Line Cord)</p> <p>300161 (with UK AC Line Cord)</p> <p><u>Dock with Spare Battery Charger</u></p> <p>300148 (with North America AC Line Cord)</p> <p>300162 (with Australia/New Zealand AC Line Cord)</p> <p>300163 (with EU AC Line Cord)</p> <p>300164 (with UK AC Line Cord)</p>		<p>Office Docking Station KIT</p>	<p>► Kit contains the following:</p> <ul style="list-style-type: none"> - Office Dock (300154) - Power Supply (450165) - Country specific AC Line Cord - Spare Battery Charger (450166), if ordered with option. <p>► Transforms the L10 into a full desktop configuration.</p> <p>► Includes 120 watt AC adapter to ensure both the tablet battery and the optional spare battery charge simultaneously.</p> <p>► Has tablet alignment features designed for easy, one handed insertion into the dock, and the dock can be securely mounted to the desk.</p> <p>► Fully compatible with L10 Windows platform models. Provides limited functionality with L10 Android platform models (as noted below).</p> <p>► Not compatible with ATEX/IECEX versions of L10 which have a thicker armored case.</p> <p>► Includes the following ports and features:</p> <p>Connectivity:</p> <ul style="list-style-type: none"> - 2 USB 3.0 Dock Powered - 2 USB 2.0 Tablet Powered <p>Video:</p> <ul style="list-style-type: none"> - Dual monitor Support - HDMI Type A - Full HD - VGA - Full HD - Headphone Out - 3.5 mm - Mic In - 3.5 mm - RJ45 Gigabit Ethernet - DB9 Serial - Optional Battery Charging Bay for charging spare standard or extended battery. - Kensington® Lock Slot - Secure Installation Option: 4 threaded inserts on bottom of dock (M3 screw type) <p>► L10 Android platform devices have the following limitations/requirements:</p> <ul style="list-style-type: none"> - RJ45 Gigabit Ethernet port not supported - USB 3.0 ports only provide USB 2.0 support - DisplayLink for Android app must be used for external monitor support. Only supports one display with HDMI port taking precedence. <p>► USB ports capable of providing enough current for DS3608-ER in default full-power mode.</p>	
--	--	-----------------------------------	---	--


<p>CRD-L10-IND02 (with North America AC Line Cord)</p> <p>CRD-L10-IND03 (with Australia/New Zealand AC Line Cord)</p> <p>CRD-L10-IND04 (with EU AC Line Cord)</p> <p>CRD-L10-IND05 (with UK AC Line Cord)</p> <p>CRD-L10-IND06 (with Taiwan AC Line Cord)</p>		<p>Industrial Dock KIT</p>	<p>►Kit contains the following:</p> <ul style="list-style-type: none"> - Industrial Dock Kit without AC Line Cord (CRD-L10-IND01) - includes Vehicle Cradle (300142), Dock Stand (300051), Power Supply (450020). - Country specific AC Line Cord <p>► Perfect for fixed use tablet applications in the plant, warehouse, or office.</p> <p>► Barrel-style keylock provides secure docking. Includes two keys. All locks use a common key.</p> <p>► Easy one-hand release allows for fast “grab and go” transitions between the vehicle, field, and office.</p> <p>► Resistant to water and dust ingress (IP55).</p> <p>► Provides two USB 2.0 ports which are powered from the tablet. External power not required for ports to operate.</p> <p>► USB ports capable of providing enough current for DS3608-ER in default full-power mode.</p> <p>► Compatible with all L10 series models excepted as noted below.</p> <p>► Not compatible with ATEX/IECEX versions of L10 which have a thicker armored case.</p> <p>► Dimensions (L x W x H): 9.25 x 11.9 x 14.1 in (23.5 x 30.0 x 35.8 cm)</p> <p>► Weight: 4.8 lb (2.18 kg)</p> <p>► Optional 4K Port Replicator (300146) can be installed to provide four USB 3.0, 2 USB 2.0 ports, DVI, DisplayPort or HDMI, Gigabit Ethernet, microphone in, Stereo speaker out, and security lock slot.</p>	
<p>300146</p>		<p>4K Dynadock Port Replicator</p>	<p>► With just a single USB 3.0 connection, the L10 can output stunning Ultra HD 4K resolution to an external 4K TV or monitor.</p> <p>► Dynadock 4K also boosts everyday productivity by connecting the L10 to peripherals, printers and essential tools like external USB drives, full-size keyboards, mice and headphones.</p> <p>► Features:</p> <ul style="list-style-type: none"> - Built-in video card supports one 4K display via DisplayPort OR HDMI dual display mode resolution is supported via DisplayPort or HDMI and DVI-I used simultaneously. - Stereo sound through HDMI, DisplayPort or 3.5 mm audio out jack. - Six USB 3.0 ports (2 on front of dock and 4 on rear of dock). - RJ-45 Ethernet, 1000Base-T <p>► Horizontal slim design reduces cable clutter on desk space.</p> <p>► Docking and undocking is easy, just plug USB 3.0 cable from the USB-B port on rear of Dynadock to any USB 3.0 or USB 2.0 port on the L10 and your display(s) and accessories will be activated in seconds. To undock, simply unplug the USB cable and go!</p> <p>► Includes Power Supply, USB-B to USB-A cable for connecting L10 to dock and stand for mounting dock vertically.</p>	<p>Typically used with Industrial Dock (300149)</p>

Tripp Lite (3rd party) * CSC16AC http://www.tripplite.com		Tripp Lite Charging Cabinet	<ul style="list-style-type: none"> ▶ Portable, stackable charging cabinet from is the ideal solution for charging, storing and managing tablets. ▶ Conveniently stores, charges, and secures up to 16 L10 tablets or 8 L10 tablets with accessories. ▶ Secures devices in locking, vented steel cabinet with cart option ▶ Protective shelf with removable dividers and cord management ▶ Supports mounting to wall, desk, table, counter or floor ▶ The perfect charging solution for education, healthcare, and hospitality industries. 	
Global Industrial (3rd party) * T9F670051 http://www.globalindustrial.com/		Global Industrial Charging Cabinet	<ul style="list-style-type: none"> ▶ Portable, stackable charging cabinet from is the ideal solution for charging, storing and managing tablets. ▶ Conveniently stores, charges, and secures up to 16 L10 tablets or 8 L10 tablets with accessories. ▶ The perfect charging solution for education, healthcare, and hospitality industries. 	




Battery Charging				
Part Number	Picture	Description	Notes	Required Items
450166		Single Slot Battery Charger	<ul style="list-style-type: none"> ▶ Charges either Standard 36 WHr or Extended Life 98 WHr battery. ▶ Rugged design stands up to the critical demands of industrial use. ▶ Can be integrated into the Office Docking Station or used as a stand-alone charger. ▶ Standard Battery charge time: 2.75 Hrs Extended Life Battery charge time: 3.25 Hrs ▶ LED indicator shows charging status. 	<ul style="list-style-type: none"> ▶ Power Supply (450154) ▶ AC Line Cord (450040)
450150 (with North America AC Line Cord) 450170 (with Australia/New Zealand AC Line Cord) 450171 (with EU AC Line Cord) 450172 (with UK AC Line Cord) SAC-L10-1SCHG-IN (with India AC Line Cord)		Single Slot Battery Charger KIT	<ul style="list-style-type: none"> ▶ Charges either Standard 36 WHr or Extended Life 98 WHr battery. ▶ Rugged design stands up to the critical demands of industrial use. ▶ Can be integrated into the Office Docking Station or used as a stand-alone charger. ▶ Standard Battery charge time: 2.75 Hrs Extended Life Battery charge time: 3.25 Hrs ▶ LED indicator shows charging status. ▶ Kit includes Single Slot Battery Charger (450166), Power Supply (450154) and country specific AC Line Cord (450040). 	Typically used along with the following: 1. RAM Clamp Base, Rail Base or Round Plate Base. Refer to Common Mounting Systems TAG for details.
Direct to Device Charging (power supplies that connect directly to tablet)				
Part Number	Picture	Description	Notes	Required Items





450154		Spare AC Power Supply to Tablet	<ul style="list-style-type: none"> ► This is a spare power supply. This power supply normally ships with each L10 series Android tablet. L10 Android tablets require the AC Line Cord (i.e. 450040 to be ordered separately). ► Power supply also used when using the Spare Battery Charger (450166) in stand-alone mode. ► Uses IEC 320 C5 style AC Line Cord 	AC Line Cord (450040)
450140		Lind Cigarette Lighter Adapter (CLA) Kit to Tablet, for 12-16V vehicles	<ul style="list-style-type: none"> ► Typically used when in-vehicle charging via the L10's side power jack is needed. Not used with any docking station. ► Designed for vehicles providing 12-16V power. ► 20 volt output ► Includes 36" length, 20 AWG, 1.7 mm x 5.5mm Right Angle tip connector cable (450142). ► Can be converted to connect directly to vehicle power using Direct Wire Power Cable with inline fuse (450139). 	
450141		Lind Cigarette Lighter Adapter (CLA) Kit to Tablet, for 12-32V vehicles	<ul style="list-style-type: none"> ► Typically used when in-vehicle charging via the L10's side power jack is needed. Not used with any docking station. ► Designed for vehicles providing 12-32V power. ► 20 volt output ► Includes 36" length, 20 AWG, 1.7 mm x 5.5mm Right Angle tip connector cable (450142). ► Can be converted to connect directly to vehicle power using Direct Wire Power Cable (450134). 	
450151		Direct Wire Power Adapter Kit to Tablet, for 20-60V vehicles	<ul style="list-style-type: none"> ► Typically used when in-vehicle charging via the L10's side power jack is needed. Not used with any docking station. ► Designed for vehicles providing 20-60V power. ► 19 volt output ► Uses 1.7 mm x 5.5mm tip connector 	
450139		Direct Wire Power Cable, with inline fuse	<ul style="list-style-type: none"> ► Used to connect Lind Cigarette Lighter Adapter (CLA) Kit for 12-16V vehicles (450140) directly to vehicle power. ► This cable replaces the Cigarette Lighter Adapter cable included with the CLA Kit (450140). ► Cable includes fuse assembly since the power block on 450140 does not contain a fuse. 	Lind Cigarette Lighter Adapter (CLA) Kit for 12-16V vehicles (450140)

450134		Direct Wire Power Cable	<ul style="list-style-type: none"> ► Used to connect Lind Cigarette Lighter Adapter (CLA) Kit for 12-32V vehicles (450141) directly to vehicle power. ► This cable replaces the Cigarette Lighter Adapter cable included with the CLA Kit (450141). ► Kit does not include fuse assembly since the power block on 450141 includes this. 	Lind Cigarette Lighter Adapter (CLA) Kit for 12-32V vehicles (450141)
450142		Lind Replacement Cigarette Lighter Adapter (CLA) Cable	<ul style="list-style-type: none"> ► This is a spare/replacement cable. Cable is normally included with Cigarette Lighter Adapter Kits (450140 or 450141). ► Cable connects the L10 tablet to the Lind power block. ► 36" length, 20 AWG, 1.7 mm x 5.5mm Right Angle tip connector cable. 	
XP2035-2396 (3rd party) * http://www.lindelectronics.com		Lind Cigarette Lighter Adapter (CLA) Kit	<ul style="list-style-type: none"> ► Typically used when in-vehicle charging via the L10's side power jack is needed. Not used with any docking station. ► 12-32 VDC input ► Includes: <ul style="list-style-type: none"> - Cigarette Lighter Plug 36" Input Cable - 5.5x1.7 36" Output Cable ► Low Input Voltage Disconnect ► High Input Voltage Disconnect ► Output Short Circuit Protection ► Output Overcurrent Protection ► Internal Over Temperature Protection ► Not recommended for use due to lack of strain relief on cable to L10 tablet. Use 450141 instead. 	
450012		Auto Shut-down Timer	<ul style="list-style-type: none"> ► Automatically turns mobile equipment on when vehicle engine is started. ► When engine is turned off timer can be configured to keep equipment on from 5 seconds to 4 hours. ► Will turn equipment off before pre-set time if voltage drops too low, preventing dead vehicle battery. ► Also disconnects power to equipment if over voltage condition occurs (+18V). ► LED indicators for on, off and timer. ► Compatible with 12V vehicle systems. ► Uses Lind SDT1230U-023 ► NOTE: Timer needs to be installed as the first component in the electrical circuit (prior to the power adapter). 	




CG-X (3rd party) * http://www.havis.com		Havis Charge-Guard Auto Shutoff Timer	<ul style="list-style-type: none"> ▶ Automatically turns mobile equipment on when vehicle engine is started. ▶ When engine is turned off timer can be configured to keep equipment on from 5 seconds to 18 hours. ▶ Will turn equipment off before pre-set time if voltage drops too low, preventing dead vehicle battery. ▶ Also disconnects power to equipment if over voltage condition occurs (+18V). ▶ Diagnostic LED helps troubleshoot voltage problems. ▶ Compatible with 12V vehicle systems. 	
--	---	---------------------------------------	--	--



Communication Cables


Part Number	Picture	Description	Notes	Required Items
CBA-UF6-C09ZAR		L10 to 36xx Series Scanner Cable (USB), 9 ft.	<ul style="list-style-type: none"> ▶ Cable rated for 1.2A current ▶ Coiled cable is 9 ft long when extended and is about 5 ft. long when un-extended. ▶ Rated to -30°C for freezer environment use. ▶ When connected to STB3678/FLB3678, will charge a fully depleted battery in about 4.5 hours if host USB port is BC 1.2 compatible or about 10.5 hours for USB 2.0 host ports. ▶ L10's side USB port and docking stations are capable of powering DS3608-ER in default full power mode. 	
CBA-UF6-C09ZAR-KIT or CBA-UF6-C12ZAR		L10 to 36xx Series Scanner Cable (USB), 9 ft.	<ul style="list-style-type: none"> ▶ Cable rated for 1.2A current ▶ Coiled cable is 9 ft long when extended (even though SKU indicates 12 ft.) and is about 5 ft. long when un-extended. Use CBA-UF8-C12ZAR for a true 12 ft. length cable. ▶ Rated to -30°C for freezer environment use. ▶ When connected to STB3678/FLB3678, will charge a fully depleted battery in about 4.5 hours if host USB port is BC 1.2 compatible or about 10.5 hours for USB 2.0 host ports. ▶ L10's side USB port and docking stations are capable of powering DS3608-ER in default full power mode. 	
CBA-UF8-C12ZAR		L10 to 36xx Series Scanner Cable (USB), 12 ft.	<ul style="list-style-type: none"> ▶ Cable rated for 1.2A current ▶ Coiled cable is 12 ft long when extended ▶ Rated to -30°C for freezer environment use. ▶ When connected to STB3678/FLB3678, will charge a fully depleted battery in about 4.5 hours if host USB port is BC 1.2 compatible or about 10.5 hours for USB 2.0 host ports. ▶ L10's side USB port and docking stations are capable of powering DS3608-ER in default full power mode. 	


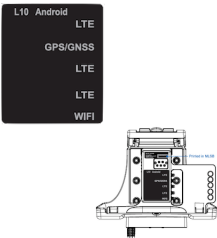
CBA-U61-S07ZAR		L10 to 36xx Series Scanner Cable (USB-C Connector)	<ul style="list-style-type: none"> ► Connects to USB-C port on side of Android L10A tablets. ► Cable rated for 1.2A current ► Straight cable is 7 ft. long. ► When connected to STB3678/FLB3678, will charge a fully depleted battery in about 4.5 hours if host USB port is BC 1.2 compatible or about 10.5 hours for USB 2.0 host ports. 	
CBA-U12-C09ZAR		Generic Cable to Scanners 34xx/35xx Cable (USB)	► 9 ft long when extended	
CBA-U09-C15ZAR		Generic Cable to Scanners 34xx/35xx Cable (USB)	► 15 ft long when extended	
P1031365-055		QLn Series Printer USB Cable	<ul style="list-style-type: none"> ► Connects to USB port on ET5X ► 6 ft. straight cable 	
Soft Goods				
Part Number	Picture	Description	Notes	Required Items




410055		KickStrap	<p>► Combined Kickstand and Rotating Hand Strap provides working comfort for all Xplore L10 rugged tablet models in the field and at a desk.</p> <p>► The integrated Kickstand closes tightly when workers are on the move, enabling access to the Rotating Hand Strap, which can be adjusted for hand size as well as unique rotation angle.</p> <p>► KICKSTAND features:</p> <ul style="list-style-type: none"> - Rigid design provides great ergonomics for reading and touch screen interactions while the tablet is on flat surfaces or while the Companion Keyboard is attached. - Adds 0.9 in (2.3 cm) to thickness - Adds 0.55 lb (0.25 kg) to weight - Display angle is user adjustable <p>► ROTATING HANDSTRAP features:</p> <ul style="list-style-type: none"> - Easy to use while walking - Adjustable to hand size - Detents help lock desired rotation angle <p>► Compatible with Companion Keyboard, Top Handle, Option modules (RFID, Smart Card Reader / CAC)</p> <p>► Not Compatible with Extended Battery option or Kickstand (410056).</p> <p>► Not compatible with ATEX/IECEX versions of L10 which have a thicker armored case.</p> <p>► KickStrap is included on XBOOK L10 configurations.</p>	
410056		Kickstand / Extended Battery Bracket	<p>► Kickstand provides adjustable viewing angle, keeping the tablet upright for easy reading and touch while in the field and when using the Companion Keyboard.</p> <p>► Kickstand folds away for mobility.</p> <p>► Integrated battery bracket holds the extended battery.</p> <p>► Kickstand bracket does not need to be removed when docking in the Vehicle (except antenna pass-through version - 300144), Office or Industrial docks.</p> <p>► Can also be used in combination with the optional Soft Handle and Stylus pen accessory set.</p> <p>► Not compatible with KickStrap (410055) or Vehicle Cradle with Antenna Pass-Through (300144).</p> <p>► Not compatible with ATEX/IECEX versions of L10 which have a thicker armored case.</p> <p>► Adds .64 lb (.29 kg) weight to tablet and .78 in (.2 cm) to thickness.</p>	




<p>410052 (includes tether, no Stylus/Pen)</p> <p>410061 (includes Long Active Pen/Stylus with tether)</p> <p>410062 (includes Long Passive ePen/Stylus with tether)</p>		<p>Soft Handle</p>	<ul style="list-style-type: none"> ▶ Integrated handle attaches to the top of the XSLATE or XBOOK tablet. ▶ Allows users to carry the tablet without the worry of dropping it. ▶ Handle is manufactured with smooth durable soft rubber, providing maximum grip without sacrificing comfort. ▶ Includes two brackets that attach to the back of the L10 and provide loops for attaching the Soft Handle. ▶ Handle contains a pen storage slot suitable for either of the Long pens/stylus. ▶ Handle can be ordered with or without pen/stylus. Soft Handle kit w/Long Active Pen/Stylus (410061) requires tablet with Active Display (digitizer screen) option. ▶ Optional detachable Shoulder Strap (400005) attaches to the D-rings on the Soft Handle for carrying long distances and freeing up hands. ▶ Not compatible with XPAD which includes an integrated handle. ▶ Not compatible with ATEX/IECEX versions of L10 which have a thicker armored case. ▶ Dimensions and Weight: <ul style="list-style-type: none"> - Length: 16 inches (405 mm) - Width: 1.125 inches (28mm) - Weight: 1.4 oz (40 grams) 	
<p>410057</p>		<p>Shoulder Strap KIT</p>	<ul style="list-style-type: none"> ▶ Shoulder Strap attaches to the top of XSLATE/XBOOK or XPAD tablets. ▶ Kit includes two brackets that attach to the back of the L10 and provide loops for attaching the Shoulder Strap (400005). ▶ Ideal for hands-free, long-distance carrying, and it is adjustable for height. ▶ Wide strap enhances comfort and can be easily attached and detached via clips. ▶ Adjustable to maximum length of 4.1 ft (1.28 m) ▶ Strap width 1.5 in (3.8 cm) ▶ Not compatible with ATEX/IECEX versions of L10 which have a thicker armored case. 	
<p>410059</p>		<p>Carrying Case / Operations Case for XPAD</p>	<ul style="list-style-type: none"> ▶ Professional-grade carrying case designed specifically for the L10-Series Tablet. ▶ Provides easy access to power button, both cameras and ports. ▶ Includes two storage locations for stylus/pens. ▶ Includes detachable Shoulder Strap (400005) for carrying long distances and freeing up hands. ▶ Only compatible with XPAD configurations. ▶ Not compatible with ATEX/IECEX versions of L10 which have a thicker armored case. 	




410058		Carrying Case / Operations Case for XSLATE	<ul style="list-style-type: none"> ► Professional-grade carrying case designed specifically for the L10-Series Tablet. ► Integrated handle provides convenient carrying option. ► Provides easy access to power button, both cameras and ports. ► Includes two storage locations for stylus/pens. ► Optional detachable Shoulder Strap (400005) attaches to the case for carrying long distances and freeing up hands. ► Only compatible with XSLATE configurations. ► Not compatible with ATEX/IECEX versions of L10 which have a thicker armored case. 	
400005		Shoulder Strap	<ul style="list-style-type: none"> ► Allows for carrying the L10 series long distances while freeing up hands. ► Strap is included with Shoulder Strap KIT (410057) and Carrying Case/Operations Case for XPAD (410059). 	<p>Requires strap attachment points on L10 which is provided by:</p> <p>(1) Soft Handle (410052, 410061 or 410062).</p> <p>(2) Carrying Case/Operations Case for XSLATE (410058)</p>
Vehicle Cradles and Holders				
Powered Cradles and Holders (provides device charging and/or communication)				
Part Number	Picture	Description	Notes	Required Items






300142		Vehicle Dock - powered with xDIM module	<ul style="list-style-type: none"> ▶ Holds rugged tablet in place under extreme vibration and stress. - <u>Shock and Vibration</u>: Minimum Integrity Vibration: Category 24 I Unit is not operating (Tablet with Dock and Vehicle Kit) I MIL-STD-810G, Method 514.6, Procedure I - <u>Vehicle Vibration</u>: Unit is operating (Tablet with Dock and Vehicle Kit) I MIL-STD-810G, US Highway Truck and Composite Wheel, Method 514.6C-1 and 514.6C-3 - <u>Functional Shock</u>: 40 g operating (peak); 11 ms, saw tooth 6+/- shocks x 3-axis=18 shocks I MIL-STD-810G, Method 516.6, Procedure I ▶ Barrel-style keylock provides secure vehicle docking. Includes two keys. All locks use a common key. ▶ Easy one-hand release allows for fast "grab and go" transitions between the vehicle, field, and office. ▶ Resistant to water and dust ingress (IP55). ▶ Provides charging via included Cigarette Lighter adapter - compatible with 12-14V vehicle systems. This can save hundreds of dollars in installation costs. ▶ E-Mark certified for 12V vehicle systems. ▶ Provides two USB 2.0 ports which are powered from the tablet. External power not required for ports to operate. ▶ USB ports capable of providing enough current for DS3608-ER in default full-power mode. ▶ USB cables should be terminated in dry area of the vehicle. ▶ Compatible with all L10 series models. ▶ Supports VESA 100x50, VESA 100x100 and AMPS hole mounting patterns. ▶ Includes four 10-32 3/4" pan head Phillips screws and nylock nuts for mounting. Cradles manufactured after late 2020 should also include four #10 washers which are needed when using most RAM mount brackets. ▶ For other powering options besides 12-14V Cigarette Lighter Adapter, see section below. ▶ Not compatible with ATEX/IECEX versions of L10 which have a thicker armored case. 	
--------	--	---	---	--



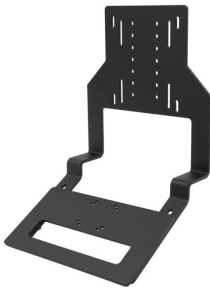

<p>300144</p>		<p>Vehicle Dock - powered with xDIM module and RF Pass Through Antennas</p>	<ul style="list-style-type: none"> ► Holds rugged tablet in place under extreme vibration and stress. - Shock and Vibration: Minimum Integrity Vibration: Category 24 I Unit is not operating (Tablet with Dock and Vehicle Kit) I MIL-STD-810G, Method 514.6, Procedure I - Vehicle Vibration: Unit is operating (Tablet with Dock and Vehicle Kit) I MIL-STD-810G, US Highway Truck and Composite Wheel, Method 514.6C-1 and 514.6C-3 - Functional Shock: 40 g operating (peak); 11 ms, saw tooth 6+/- shocks x 3-axis=18 shocks I MIL-STD-810G, Method 516.6, Procedure I ► Barrel-style keylock provides secure vehicle docking. Includes two keys. All locks use a common key. ► Easy one-hand release allows for fast "grab and go" transitions between the vehicle, field, and office. ► Resistant to water and dust ingress (IP55). ► Provides charging via included Cigarette Lighter adapter - compatible with 12-14V vehicle systems. This can save hundreds of dollars in installation costs. ► E-Mark certified for 12V vehicle systems. ► Provides two USB 2.0 ports which are powered from the tablet. External power not required for ports to operate. ► USB ports capable of providing enough current for DS3608-ER in default full-power mode. ► USB cables should be terminated in dry area of the vehicle. ► Dock provides the following antenna connections: <u>For Windows L10 units:</u> <ul style="list-style-type: none"> - MIMO WWAN (2 connections) - MIMO WLAN (2 connections) - GPS antenna pass-through connection for improved in-vehicle signal strength and throughput <u>For Android L10 units:</u> <ul style="list-style-type: none"> - MIMO WWAN (3 connections) - MIMO WLAN (1 connection) - GPS antenna pass-through connection for improved in-vehicle signal strength and throughput NOTE: external antennas and cables purchased separately. ► NOTE: Antenna ports on dock are labeled for Windows configs. Additional overlay label is included for Android devices and must be installed by the user. ► Compatible with all L10 series models with antenna pass-through on back of tablet option. ► Not compatible with ATEX/IECEX versions of L10 which have a thicker armored case. ► Supports VESA 100x50, VESA 100x100 and AMPS hole mounting patterns. ► Includes four 10-32 3/4" pan head Phillips screws and nylock nuts for mounting. Cradles manufactured after late 2020 should also include four #10 washers which are needed when using most RAM mount brackets. ► For other powering options besides 12-14V Cigarette Lighter Adapter, see section below. 	<p>► External antennas and cables - see Mobile Mark antenna options below.</p> <p>► See PMB 10525 for details on difference between Windows and Android antenna outputs.</p> 
---------------	--	---	--	--




ProClip (3rd party) * 216090 http://www.proclipusa.com/category/zebra		ProClip Vehicle Dock	<ul style="list-style-type: none"> ▶ Lightweight vehicle cradle withstands the bumps and turns of the road while keeping the tablet steady for navigational use. ▶ Cradle design does not block access to the L10's rear facing camera. ▶ Barrel-style keylock provides secure vehicle docking. ▶ Compatible with all L10 series models (XSLATE/XPAD) except ATEX/IECEX versions which have a thicker armored case. ▶ NOTE: Does not include power or USB communication support, must order and install xDIM Module (300140) to provide this. 	<ul style="list-style-type: none"> ▶ xDIM Module G3 with Cigarette Lighter Adapter (300140). Vehicle Dock will only function as passive/un-powered holder unless the xDIM Module is installed. 
Gamber Johnson (3rd party) * various SKUs http://www.gamberjohnson.com		Gamber Johnson Rugged Mount Forklift Cradle	<ul style="list-style-type: none"> ▶ For vehicle/fork lift operations ▶ Provides the following ports: <ul style="list-style-type: none"> - Power (barrel jack) - 2 USB providing 900maH current - 2 USB providing 500maH current - 1 hidden USB port behind access door - 1 powered serial port (via Pin 9) - 3.5mm speaker/headphone - 3.5mm microphone - HDMI (on Windows versions) - VGA (on Windows versions) - 1 Ethernet port (on Windows versions) - External antenna ports (on select Windows versions) ▶ Two USB 900maH USB ports can power DS3508-ER/DS3608-ER in default full power mode. ▶ Serial port includes switch for enabling/disabling power to pin 9. When enabled can power the DS3508-ER/DS3608-ER in default full power mode. ▶ LED indicator lights show when "table is docked" and "dock is powered" ▶ Compatible with all L10 series models except ATEX/IECEX versions which have a thicker armored case. ▶ Supports VESA 75mm, 50 x 100MM, AMPS, NEC mounting patterns. ▶ Includes key lock. ▶ SKU kits available which include Lind power supply for various vehicle power types: 12-16V, 20-60V or 72-110V. 	<p><u>To Power Cradle:</u></p> <p>Via vehicle:</p> <ul style="list-style-type: none"> ▶ 3rd party Lind power supply, available from Gamber Johnson for 12-32 VDC, 20-60 VDC, or cigarette lighter adapter. <p>Via wall outlet:</p> <ul style="list-style-type: none"> ▶ Power Supply (PWR-BGA12V50W0WW and CBL-DC-388A1-01) ▶ AC Line Cord (23844-00-00R) <p>▶ See Mobile Mark antenna options below for Windows dock with external antenna option.</p>
Un-Powered Cradles and Holders (passive holders, no charging support)				
Part Number	Picture	Description	Notes	Required Items






300139		Vehicle Dock - passive/un-powered	<ul style="list-style-type: none"> ► Holds rugged tablet in place under extreme vibration and stress. - Shock and Vibration: Minimum Integrity Vibration: Category 24 I Unit is not operating (Tablet with Dock and Vehicle Kit) I MIL-STD-810G, Method 514.6, Procedure I - Vehicle Vibration: Unit is operating (Tablet with Dock and Vehicle Kit) I MIL-STD-810G, US Highway Truck and Composite Wheel, Method 514.6C-1 and 514.6C-3 - Functional Shock: 40 g operating (peak); 11 ms, saw tooth 6+/- shocks x 3-axis=18 shocks I MIL-STD-810G, Method 516.6, Procedure I ► Barrel-style keylock provides secure vehicle docking Includes two keys. All locks use a common key. ► Easy one-hand release allows for fast "grab and go" transitions between the vehicle, field, and office. ► Resistant to water and dust ingress (IP55). ► Compatible with all L10 series models except ATEX/IECEX versions which have a thicker armored case. ► Can be converted to powered cradle w/USB ports (same as 300142) by installing optional xDIM Module G3 with Cigarette Lighter Adapter (300140). ► Supports VESA 100x50, VESA 100x100 and AMPS hole mounting patterns. ► Includes four 10-32 3/4" pan head Phillips screws and nylock nuts for mounting. Cradles manufactured after late 2020 should also include four #10 washers which are needed when using most RAM mount brackets. 	
Gamber Johnson (3rd party) * 7110-1292 http://www.gamberjohnson.com		Gamber Johnson Vehicle Dock - passive/un-powered	<ul style="list-style-type: none"> ► Rugged, lightweight vehicle cradle withstands the bumps and turns of the road while keeping the tablet steady for navigational use. ► Barrel-style keylock provides secure vehicle docking. ► Easy one-hand release allows for fast "grab and go" transitions between the vehicle, field, and office. ► Compatible with all L10 series models except ATEX/IECEX versions which have a thicker armored case. ► Can be converted to powered cradle w/communication ports by installing optional L10 Docking Station Module (see website). ► Supports VESA 75mm, 50 x 100MM, AMPS, NEC mounting patterns. 	
ProClip (3rd party) * 216090 http://www.proclipusa.com/category/zebra		ProClip Vehicle Dock - passive/un-powered	<ul style="list-style-type: none"> ► Lightweight vehicle cradle withstands the bumps and turns of the road while keeping the tablet steady for navigational use. ► Cradle design does not block access to the L10's rear facing camera. ► Barrel-style keylock provides secure vehicle docking. ► Compatible with all L10 series models (XSLATE/XPAD) except ATEX/IECEX versions which have a thicker armored case. ► Can be converted to powered cradle w/USB ports by installing Zebra xDIM Module G3 with Cigarette Lighter Adapter (300140). 	
Vehicle Mounting Hardware and Accessories see additional mounting options in the Common Mounting Systems TAG NOTE: When using RAM Mount hardware L10 series can use RAM C-size (1.5") or D-size (2.25") ball mounts				
Part Number	Picture	Description	Notes	Required Items






<p>300140</p>		<p>xDIM Module G3 with Cigarette Lighter Adapter</p>	<ul style="list-style-type: none"> ▶ Module provides Cigarette Lighter Adapter charging and 2 USB ports to L10 Series Vehicle Dock - passive/un-powered (300139). ▶ Provides charging via included Cigarette Lighter adapter - compatible with 12-14V vehicle systems. This can save hundreds of dollars in installation costs. ▶ E-Mark certified for 12V vehicle systems. ▶ Provides two USB 2.0 ports which are powered from the tablet. External power not required for ports to operate. ▶ USB ports capable of providing enough current for DS3608-ER in default full-power mode. ▶ USB cables should be terminated in dry area of the vehicle. ▶ For other powering options besides 12-14V Cigarette Lighter Adapter, see section below. 	<p>Vehicle Dock - passive/un-powered (300139)</p>
<p>Mobile Mark (3rd party) *</p> <p>LTM502-3C3C3C3C2C - various SKUs</p> <p>(C in SKU denotes normal SMA for all connectors)</p> <p>https://www.mobilemark.com</p>		<p>Mobile Mark LTM502 series Global Cellular, WiFi, GPS External Antenna - for L10 WINDOWS configurations</p>	<ul style="list-style-type: none"> ▶ Typically used with Vehicle Dock - powered with xDIM module and RF Pass Through Antennas (300144) . ▶ The 5-cable "500" series LTM antennas include two Cellular antennas, two WiFi antennas and one GPS antenna. This provides MIMO (multiple-input-multiple-output) coverage for both Cellular and WiFi. ▶ Antenna is ideal for fleet management systems that combine GPS with a broadband cellular modem as well as a WiFi MIMO. ▶ Designed to cover all Cellular frequencies worldwide. Covers: 694-960 & 1710-3700 MHz. ▶ Measures 5.5" (140 mm) in diameter with a low profile of 2.38" (60.4 mm). Takes up significantly less space than multiple antennas. ▶ Antenna versions available for surface mounting or magnetic mounting. 	<p>Vehicle Dock - powered with xDIM module and RF Pass Through Antennas (300144)</p>
<p>Mobile Mark (3rd party) *</p> <p>LTMG9313C3C3CW3CG2C WHT180SP580 (bolt/surface mounting)</p> <p>MLTMG9313C3C3CW3CG2 CWT180SP580 (magnetic mount)</p> <p>(C in SKU denotes normal SMA for all connectors)</p> <p>https://www.mobilemark.com</p>		<p>Mobile Mark LTMG931 series Global Cellular, WiFi, GPS External Antenna - for L10 ANDROID configurations</p>	<ul style="list-style-type: none"> ▶ Typically used with Vehicle Dock - powered with xDIM module and RF Pass Through Antennas (300144) . ▶ The 5-cable LTM series antennas include three Cellular antennas, one WiFi antenna and one GPS antenna. ▶ Antenna is ideal for fleet management systems that combine GPS with a broadband cellular modem as well as WiFi. ▶ Designed to cover all Cellular frequencies worldwide. Covers: 694-960 & 1710-3700 MHz. ▶ Measures 5.5" (140 mm) in diameter with a low profile of 2.38" (60.4 mm). Takes up significantly less space than multiple antennas. ▶ Antenna versions available for surface mounting or magnetic mounting. 	<p>Vehicle Dock - powered with xDIM module and RF Pass Through Antennas (300144)</p>





<p>Mobile Mark (3rd party) *</p> <p>MGRM3-2400-1C-BLK-120</p> <p>https://www.mobilemark.com</p>		<p>Mobile Mark WiFi Only antenna - for L10 ANDROID configurations</p>	<ul style="list-style-type: none"> ▶ External antenna may provide additional WiFi coverage in challenging environments. ▶ Antenna supports 2.4Ghz only. ▶ Magnetic mount can easily be installed on top of forklift cab. ▶ Antenna cable length is 6 ft. ▶ Only compatible with Android configurations which use a single external WiFi antenna connector. 	<ul style="list-style-type: none"> ▶ Vehicle Dock - powered with xDIM module and RF Pass Through Antennas (300144) ▶ Must install antenna port terminators on the remaining four unused Vehicle Dock ports (Amphenol RF 132360).
<p>Amphenol RF (3rd party) *</p> <p>132360</p> <p>https://www.amphenolrf.com</p>		<p>SMA Antenna Terminator for Vehicle Dock, 50 Ohm</p>	<ul style="list-style-type: none"> ▶ 4 terminators are required to cap the unused ports of the Vehicle Dock with Pass Through Antenna (300144) when using the WiFi-only antenna (MGRM3-2400-1C-BLK-120) 	
<p>350144 (Zebra SKU)</p> <p>includes Blank-It USB sensor only. Requires software subscription from Blank-It.</p> <p>Blank-It (3rd party) *</p> <p>BL-205</p> <p>https://www.blank-it.com</p>		<p>Blank-It Screen Blanking solution</p>	<ul style="list-style-type: none"> ▶ Solution will turn off the device's display when the vehicle is in motion to prevent distracted driving. ▶ USB Sensor Hardware and software providing the following: <ul style="list-style-type: none"> – Screen Blanking – GPS support & integration – 'Screen Saver' Feature – 'Sleep' Feature – Nominated Programs – Blank-it Browser – Passenger Viewing ▶ USB Sensor can be installed in Gamber Johnson Rugged Mount Forklift Cradle's hidden USB port behind access door to prevent solution from being disabled. 	
<p>RAM-246U</p>		<p>RAM VESA Plate Base - C size</p>	<ul style="list-style-type: none"> ▶ Attaches to the back of Vehicle Docks ▶ RAM C-size (1.5") rubber ball connected to a 4.75" square plate with 4x100mm holes and 4x75mm holes in each corner. ▶ Includes 4 shoulder washers needed with L10 vehicle dock screws. ▶ Uses RAM Mount P/N RAM-246U 	<p>Typically used along with the following:</p> <ol style="list-style-type: none"> 1. RAM Double Socket Arm 2. Clamp Base, Rail Base or Round Plate Base. <p>Refer to Common Mounting Systems TAG for details.</p>
<p>RAM-D-246U (3rd party) *</p> <p>https://www.rammount.com</p>		<p>RAM VESA Plate Base - D size</p>	<ul style="list-style-type: none"> ▶ RAM D-size (2.25") ball connected to a 4.75" square plate with 4x100mm holes and 4x75mm holes in each corner. ▶ Includes 4 shoulder washers needed when mounting L10 vehicle docks. 	






350037		RAM VESA Plate Base, Steel Reinforced - D size	<ul style="list-style-type: none"> ▶ To be discontinued 2/2021 - see PME 10567 ▶ Attaches to the back of Vehicle Docks ▶ RAM D-size (2.25") ball connected to a 4.75" square plate with 4x100mm holes and 4x75mm holes in each corner. ▶ Uses RAM P/N RAM-D-246-IN1U. 	<p>Typically used along with the following:</p> <ol style="list-style-type: none"> 1. RAM Double Socket Arm 2. RAM Clamp Base, Rail Base or Round Plate Base. <p>▶ Zebra L10 Vehicle Docks manufactured prior to late 2020 may require four #10 washers.</p> <p>Refer to Common Mounting Systems TAG for details.</p>
350025		RAM Forklift mounting Kit	<ul style="list-style-type: none"> ▶ Typically used to mount L10 Vehicle Docks to forklifts ▶ Includes VESA Base Plate (RAM-D-246U), Double Socket Medium 8.44" Arm (RAM-D-201U) and Clamp Base (RAM-D-247U-25) ▶ Uses RAM P/N RAM-D-246U, RAM-D-201U, RAM-D-247U-25 	<p>▶ Zebra L10 Vehicle Docks manufactured prior to late 2020 may require four #10 washers.</p>
241372 (3rd party) *	 	ProClip Keyboard Mount	<ul style="list-style-type: none"> ▶ Adjustable keyboard tray with AMPS holes for various keyboards ▶ Attaches to rear of L10 series Vehicle Docks or Industrial Dock. ▶ Uses multiple AMPS hole patterns and VESA 75 & 100 for easy mounting. 	<p>▶ Requires longer screws for attaching to L10 cradles. Replace screws included on cradle with four #10-32 7/8" length pan head screws.</p>
Misc				
Part Number	Picture	Description	Notes	Required Items

400022		Replacement Screen Protector (pack of 3)	<ul style="list-style-type: none"> ► Shatter-Resistant Screen Protector Film is an anti-glare, thin protective film with a coating designed to reduce reflections and give a clear, sharp display view even in brightly-lit conditions. ► Compatible with L10 standard touch screen and Active Display (digitizer) configurations to offer additional protection against everyday scratches. ► This screen protector is included on every L10 tablet model and is available in this 3-pack for replacement of the originally-installed screen protector. 	
440036		Long Active Pen/Stylus with Tether Cord	<ul style="list-style-type: none"> ► Compact digitizer Pen (Wacom based) provides precision and comfort when writing and annotating on the L10 tablet is needed. ► Allows for a large range of pressure sensitivity, tilt detection and hover capability. Features one button. ► Requires Active Display (Digitizer Screen) option in the tablet. ► Includes attached tether to prevent loss. ► Pen stores easily in the integrated garage in the XPAD L10 or the Soft Handle (410052) garage of the XSLATE L10 and XBOOK L10. ► This stylus is included with XPAD units with ViewAnywhere Active displays. 	Soft Handle (410052) required to store Pen in integrated garage when using XSLATE or XBOOK.
440043		Long Passive ePen/Stylus (Long Capacitive Pen)	<ul style="list-style-type: none"> ► Compact digitizer Pen provides precision and comfort when writing and annotating on the L10 tablet is needed. ► Features 1.5 mm tip that provides pinpoint accuracy for easy writing and annotating on tablet and enables pressure sensitivity. ► Features 2 mouse click buttons. ► Uses one AAAA battery, included. ► The estimated battery life is 6 months and the pen automatically goes into sleep mode after 30 seconds. The user should wake the pen from sleep mode before using it by pressing the stylus button. ► Does not require Digitizer Screen option in the tablet. ► Pen stores easily in the integrated garage in the XPAD L10 or the Soft Handle (410052) garage of the XSLATE L10 and XBOOK L10. ► This stylus is included with XPAD units with Standard or ViewAnywhere non-Active displays, but will work with active displays, too. ► Does not include tether cord. 	<ul style="list-style-type: none"> ► Soft Handle (410052) required to store Pen in integrated garage when using XSLATE or XBOOK. ► Tether Cord (440017)







440037		Short Active Pen/Stylus with Tether Cord	<ul style="list-style-type: none"> ► Compact digitizer Pen (Wacom based) provides precision and comfort when writing and annotating on the L10 tablet is needed. ► Allows for a large range of pressure sensitivity, tilt detection and hover capability. Features one button. ► Requires Active Display (Digitizer Screen) option in the tablet. ► Includes attached tether to prevent loss. ► Pen stores easily in the integrated garage on the side of the XSLATE or XBOOK. ► This stylus is included with XSLATE and XBOOK units with ViewAnywhere Active displays. 	
440007		Short Passive Stylus w/Tether Cord (Short Capacitive Pen)	<ul style="list-style-type: none"> ► Provides precision and comfort when writing and annotating on the L10 tablet is needed. ► Does not require Digitizer Screen option in the tablet. ► Includes attached tether to prevent loss. ► Pen stores easily in the integrated garage on the side of the XSLATE or XBOOK. ► This stylus is included with XSLATE or XBOOK units with Standard or ViewAnywhere non-Active displays, but will work with active displays, too. 	
440042		Active Stylus Tip Replacement Kit	<ul style="list-style-type: none"> ► Replaces the stylus tip on Long or Short Active Stylus (440036 or 440037) 	
440017 (single) ► To be discontinued 2/2021 - see PMB 10567 440018 (10 pack) ► Discontinued 8/2020 - see PMB 10496		Replacement Stylus Tether Cord		
440025		Screen Cleaning Cloth	<ul style="list-style-type: none"> ► Keep the display clean and smudge free with an approved wiping cloth. ► Cloth is especially designed to remove dirt and skin oils without damaging the display surface. 	

400015		Screen Cleaner	2 oz bottle	
S03030		Spare/Replacement SIM Card Tray	<p>► This is a spare or replacement SIM Card Tray that holds the cellular SIM card(s) under the L10's battery.</p> <p>► NOTE: This is a Spare/Service Parts item. Contact an authorized Zebra reseller to order.</p>	
ACC-L10-PLUGKIT02		Screw Hole Plug Cover Kit	<p>► Kit includes all rubber plugs (variety of 60+ plugs) that are used to fill in the screw holes on the back of L10 series devices.</p> <p>► Allows the tablet to be cleaned easier since dirt and debris will not be collected in screw holes/cavities.</p> <p>► Update to ACC-L10-PLUGKIT01 to provide improved fit.</p>	
Power Cords/Power Supplies				
AC Cords and Power Supplies				
Part Number	Picture	Description	Notes	Required Items
450154		Spare AC Power Supply	<p>► This is a spare power supply. This power supply normally ships with each L10 series tablet.</p> <p>► Power supply also used when using the Spare Battery Charger (450166) in stand-alone mode.</p> <p>► Uses IEC 320 C5 style AC Line Cord</p>	AC Line Cord (450040)
450165		Power Supply for Office Dock	► Used with Office Dock (300154 or 300148).	AC Line Cord (23844-00-00R)

450020		Replacement AC Power Supply for Industrial Dock	<ul style="list-style-type: none"> ► This is a spare/replacement power supply. This power supply normally ships with each Industrial Dock. ► 14V output, 5.5 x 2.5mm barrel jack connector. 	AC Line Cord (450040)
450040 (for US) 450047 (for Australia/New Zealand) 450042 (for EU) 450041 (for UK) ACC-L10LINECORD-IN (for India) ACC-L10LINECORD-TW (for Taiwan) ACC-L10LINECORD-JP (for Japan) ACC-L10LINECORD-CN (for China)		AC Line Cord for Power Supply	<ul style="list-style-type: none"> ► NOTE: All L10 Android devices ship with a US Line Cord (450040). Order an additional country specific AC Line Cord when using L10 Android devices in other countries. ► IEC 320 C5 style Cord 	
23844-00-00R (for US) 450046 (for Australia/New Zealand) 450044 (for EU) 450045 (for UK)		AC Line Cord	<ul style="list-style-type: none"> ► Used with Office Dock Power Supply (450165). ► C13 style cord 	
In-Vehicle Power Supplies (for connecting directly to L10 tablet)				
Part Number	Picture	Description	Notes	Required Items
450140		Lind Cigarette Lighter Adapter (CLA) Kit to Tablet, for 12-16V vehicles	<ul style="list-style-type: none"> ► Typically used when in-vehicle charging via the L10's side power jack is needed. Not used with any docking station. ► Designed for vehicles providing 12-16V power. ► 20 volt output ► Includes 36" length, 20 AWG, 1.7 mm x 5.5mm Right Angle tip connector cable (450142). ► Can be converted to connect directly to vehicle power using Direct Wire Power Cable with inline fuse (450139). 	

450141		Lind Cigarette Lighter Adapter (CLA) Kit to Tablet, for 12-32V vehicles	<ul style="list-style-type: none"> ► Typically used when in-vehicle charging via the L10's side power jack is needed. Not used with any docking station. ► Designed for vehicles providing 12-32V power. ► 20 volt output ► Includes 36" length, 20 AWG, 1.7 mm x 5.5mm Right Angle tip connector cable (450142). ► Can be converted to connect directly to vehicle power using Direct Wire Power Cable (450134). 	
450151		Direct Wire Power Adapter Kit to Tablet, for 20-60V vehicles	<ul style="list-style-type: none"> ► Typically used when in-vehicle charging via the L10's side power jack is needed. Not used with any docking station. ► Designed for vehicles providing 20-60V power. ► 19 volt output ► Uses 1.7 mm x 5.5mm tip connector 	
450139		Direct Wire Power Cable, with inline fuse	<ul style="list-style-type: none"> ► Used to connect Lind Cigarette Lighter Adapter (CLA) Kit for 12-16V vehicles (450140) directly to vehicle power. ► This cable replaces the Cigarette Lighter Adapter cable included with the CLA Kit (450140). ► Cable includes fuse assembly since the power block on 450140 does not contain a fuse. 	Lind Cigarette Lighter Adapter (CLA) Kit for 12-16V vehicles (450140)
450134		Direct Wire Power Cable	<ul style="list-style-type: none"> ► Used to connect Lind Cigarette Lighter Adapter (CLA) Kit for 12-32V vehicles (450141) directly to vehicle power. ► This cable replaces the Cigarette Lighter Adapter cable included with the CLA Kit (450141). ► Kit does not include fuse assembly since the power block on 450141 includes this. 	Lind Cigarette Lighter Adapter (CLA) Kit for 12-32V vehicles (450141)
450142		Lind Replacement Cigarette Lighter Adapter (CLA) Cable	<ul style="list-style-type: none"> ► This is a spare/replacement cable. Cable is normally included with Cigarette Lighter Adapter Kits (450140 or 450141). ► Cable connects the L10 tablet to the Lind power block. ► 36" length, 20 AWG, 1.7 mm x 5.5mm Right Angle tip connector cable. 	

XP2035-2396 (3rd party) * http://www.lindelectronics.com		Lind Cigarette Lighter Adapter (CLA) Kit	<ul style="list-style-type: none"> ► Typically used when in-vehicle charging via the L10's side power jack is needed. Not used with any docking station. ► 12-32 VDC input ► Includes: <ul style="list-style-type: none"> - Cigarette Lighter Plug 36" Input Cable - 5.5x1.7 36" Output Cable ► Low Input Voltage Disconnect ► High Input Voltage Disconnect ► Output Short Circuit Protection ► Output Overcurrent Protection ► Internal Over Temperature Protection ► Not recommended for use due to lack of strain relief on cable to L10 tablet. Use 450141 instead. 	
450012		Auto Shut-down Timer	<ul style="list-style-type: none"> ► Automatically turns mobile equipment on when vehicle engine is started. ► When engine is turned off timer can be configured to keep equipment on from 5 seconds to 4 hours. ► Will turn equipment off before pre-set time if voltage drops too low, preventing dead vehicle battery. ► Also disconnects power to equipment if over voltage condition occurs (+18V). ► LED indicators for on, off and timer. ► Compatible with 12V vehicle systems. ► Uses Lind SDT1230U-023 ► NOTE: Timer needs to be installed as the first component in the electrical circuit (prior to the power adapter). 	
CG-X (3rd party) * http://www.havis.com		Havis Charge-Guard Auto Shut-down Timer	<ul style="list-style-type: none"> ► Automatically turns mobile equipment on when vehicle engine is started. ► When engine is turned off timer can be configured to keep equipment on from 5 seconds to 18 hours. ► Will turn equipment off before pre-set time if voltage drops too low, preventing dead vehicle battery. ► Also disconnects power to equipment if over voltage condition occurs (+18V). ► Diagnostic LED helps troubleshoot voltage problems. ► Compatible with 12V vehicle systems. ► NOTE: Timer needs to be installed as the first component in the electrical circuit (prior to the power adapter). 	
In-Vehicle Power Supplies (for connecting to vehicle cradles)				
Part Number	Picture	Description	Notes	Required Items
450019		Cigarette Lighter Adapter (CLA) to Vehicle Docks, for 12-32V vehicles	<ul style="list-style-type: none"> ► Typically used to connect Vehicle Docks (300142, 300144 or 300140) to vehicles providing 24V power via their cigarette lighter adapter. ► This cable kit replaces the Cigarette Lighter Adapter included on the Vehicle Dock. ► 5.5 x 2.5mm barrel jack connector. ► 12-32V input, 13V output ► Can be converted to connect directly to vehicle power using Direct Wire Power Cable (450134). 	

450134		Direct Wire Power Cable	<ul style="list-style-type: none"> ► Used to connect Lind Cigarette Lighter Adapter (CLA) for 12-32V vehicles (450019) directly to vehicle power. ► This cable replaces the Cigarette Lighter Adapter cable included with the CLA (450019). ► Kit does not include fuse assembly since the power block on 450019 includes this. 	Lind Cigarette Lighter Adapter (CLA) for 12-32V vehicles (450019)
300039		Direct Wire Power Cable Kit to Vehicle Docks	<ul style="list-style-type: none"> ► Used to connect Vehicle Docks (300142, 300144 or 300140) directly to vehicle power. ► Can connect Vehicle Docks directly to vehicles providing 12-14V power. ► Vehicles providing higher power require additional power converter, shown below. ► This cable kit replaces the Cigarette Lighter Adapter included on the Vehicle Dock. ► Kit includes wiring and fuse assembly. ► 5.5 x 2.5mm barrel jack connector. 	Requires additional power converter if vehicle provides more than 14V (i.e. 450083 or 450084).
ACC-PWRCBL01		LXE/Honeywell Power Adapter Cable	<ul style="list-style-type: none"> ► Allows L10 Vehicle Docks to be powered from legacy LXE/Honeywell power cable. ► Forklifts wired for LXE/HON VX8, VX9 VM1, VM2, and VM3 can be easily converted to support L10 without re-wiring forklift. 	<ul style="list-style-type: none"> ► Vehicle Power DC Converter (450083) - needed to convert voltage to 13V required by L10. ► Direct Wire Power Cable Kit (300039)
450083		Vehicle Power DC Converter (9-60V)	<ul style="list-style-type: none"> ► Typically used with electric fork lifts. ► Accepts 9-60V (9A max) vehicle power and converts to 13.2V output. ► IEC 60068 Vibration, Shock, Bump, and Salt Mist tested 	Direct Wire Power Cable Kit (300039)
450084		Vehicle Power DC Converter (50-150V)	<ul style="list-style-type: none"> ► Typically used with electric fork lifts. ► Accepts 50-150V (2A max) vehicle power and converts to 13.2V output. ► IEC 60068 Vibration, Shock, Bump, and Salt Mist tested 	Direct Wire Power Cable Kit (300039)
CG-X (3rd party) * http://www.havis.com		Havis Charge-Guard Auto Shutoff Timer	<ul style="list-style-type: none"> ► Automatically turns mobile equipment on when vehicle engine is started. ► When engine is turned off timer can be configured to keep equipment on from 5 seconds to 18 hours. ► Will turn equipment off before pre-set time if voltage drops too low, preventing dead vehicle battery. ► Also disconnects power to equipment if over voltage condition occurs (+18V). ► Diagnostic LED helps troubleshoot voltage problems. ► Compatible with 12V vehicle systems. 	
Keyboards See External Keyboards Technical Accessory Guide (TAG) for additional keyboard options.				
Part Number	Picture	Description	Notes	Required Items

<p>420095 (US English) 420096 (UK English) 420097 (DE German) 420098 (FR French) 420099 (ES Spanish)</p>		<p>Rugged Backlit Companion Keyboard</p>	<ul style="list-style-type: none"> ► Keyboard offers a 2-in-1 laptop / tablet experience providing the mobility of a tablet and notebook-style support for data-intensive tasks. ► Includes full travel tactile feedback keyboard. ► Integrated touchpad supports two-finger and three-finger gestures. ► Keyboard can be easily removed from tablet before inserting into one of the docks. ► No need to charge the keyboard; it is powered by the tablet and communicates via bottom pin connectors on tablet. ► Keyboard closes to cover tablet display glass for added protection and convenience. Magnets keep closed keyboard in position. ► Keys are backlit ► IP65 sealing ► Not compatible with ATEX/IECEX versions of L10 which have a thicker armored case. ► NOTE: XBook ANDROID configurations will include this keyboard. XBook WINDOWS configurations will start including this keyboard after stock of the Standard Companion Keyboard run out (post July 2020). 	
<p>various</p>		<p>Other Keyboard options</p>	<p>See External Keyboards Technical Accessory Guide (TAG) for other keyboard options.</p>	
<p>Batteries</p>				
Part Number	Picture	Description	Notes	Required Items
<p>450148</p>		<p>Standard Capacity Replacement Battery (36 WHr)</p>	<ul style="list-style-type: none"> ► This is the main battery that attaches to the back of the L10 series. ► Battery can be charged while in the rugged tablet or while in the battery charging slot provided in the L10-Series Docking Station. ► Power meter on battery takes the guesswork out of determining available battery life. ► Hot swappable enables 24x7 usage. ► 36 WHr Lithium-ion battery keeps tablet powered for up to 10 hours (Mobilemark 14). 	

450173		ATEX Certified Standard Capacity Replacement Battery (36 WHr)	<ul style="list-style-type: none"> ▶ This is the main battery that attaches to the back of L10 devices designed for ATEX / IECEx Zone 2 hazardous location environments. ▶ Battery can be charged while in the rugged tablet or while in the battery charging slot provided in the L10-Series Docking Station. ▶ Power meter on battery takes the guesswork out of determining available battery life. ▶ Hot swappable enables 24x7 usage. ▶ 36 WHr Lithium-ion battery keeps tablet powered for up to 10 hours (Mobilemark 14). 	
450149		Extended Capacity Battery (98 WHr)	<ul style="list-style-type: none"> ▶ Large 98 WHr Lithium-ion battery keeps tablet powered for up to 27 hours (Mobilemark 14). ▶ External LED indicates approximate remaining battery life ▶ Hot swappable enables 24x7 usage ▶ Battery pack attaches to the tablet using the Extended Battery Bracket kickstand. ▶ Not compatible with ATEX/IECEx versions of L10 which have a thicker armored case. 	Kickstand Extended Battery Bracket kit (410056)