



## R12 series Technical Accessory Guide








NOTE: This guide includes accessories for both the R12 (Generation 1) and XSLATE R12 (XR12) (Generation 2).  
R12 (Generation 1) discontinued 10/2016





NOTE: This document is only for general reference. Solutions Pathway and related PMBs should be used for product availability, pricing, and final solution selection.






\* Zebra does not endorse or specifically recommend any **third-party products, accessories, or hardware**. ZEBRA DISCLAIMS ANY AND ALL LIABILITY, INCLUDING ANY EXPRESS OR IMPLIED WARRANTIES, WHETHER ORAL OR WRITTEN, FOR SUCH THIRD PARTY PRODUCTS, ACCESSORIES, OR HARDWARE. THE CUSTOMER ACKNOWLEDGES THAT NO REPRESENTATION HAS BEEN MADE BY ZEBRA AS TO THE FITNESS OF THE THIRD-PARTY PRODUCTS, ACCESSORIES, OR HARDWARE FOR THE CUSTOMER'S INTENDED PURPOSE.





### Cradles and Charging

#### Cradles/Docking Stations (for Indoor use)



XR12 (Gen 2) Part Number	R12 (Gen 1) Part Number	Picture	Description	Notes	Required Items
300098 (with Power Supply, no AC Line Cord) ► Discontinued 8/2020 - see PMB 10496  300064 (with Power Supply and North America AC Line Cord)  300092 (with Power Supply and Australia/New Zealand AC Line Cord)  300093 (with Power Supply and EU AC Line Cord)  300097 (with Power Supply and UK AC Line Cord)	300020 (with Power Supply and North America AC Line Cord) ► Discontinued 5/2019, now use 300064.  300063 (with Power Supply and Australia/New Zealand AC Line Cord) ► Discontinued 10/2019, now use 300092 - see PMB 10293.	    	Desktop Docking Station	► Expand the R12 series tablet in to a full-featured desktop computing and charging solution. ► Charge a spare battery to ensure a full day of computing while away from the office ► Full High Definition output for two external monitors ► VESA (100mm) pattern mounting holes for alternative mounting locations ► Includes the following ports and features: Connectivity: - 2 USB 3.0 Dock Powered - 2 USB 2.0 Tablet Powered Video: - Dual monitor Support - HDMI Type A - Full HD - VGA - Full HD - Headphone Out - 3.5 mm - Mic In - 3.5 mm - RJ45 Gigabit Ethernet - DB9 Serial - Battery Charging Bay for charging spare battery. ► Note: GNSS locationing not available when external monitor in use. ► USB ports capable of providing enough current for DS3608-ER in default full-power mode. ► Compatible with R12 series units with the Work Anywhere Kit carry case attached. ► Compatible with R12 series units with SlateMate module attached. ► Not compatible with Kickstand or Companion Keyboard Kit. Kickstand and keyboard must be removed prior to docking. ► Includes Power Supply (450097) - for XR12 series.	


<p>300103 (with Power Supply, no AC Line Cord) ► Discontinued 8/2020 - see PMB 10496</p> <p>300099 (with Power Supply and North America AC Line Cord)</p> <p>300101 (with Power Supply and Australia/New Zealand AC Line Cord) ► Discontinued 8/2020 - see PMB 10496</p> <p>300102 (with Power Supply and EU AC Line Cord)</p> <p>300100 (with Power Supply and UK AC Line Cord)</p>		<p>Industrial Dock</p>	<p>► Kit contains the following:</p> <ul style="list-style-type: none"> <li>- Secure Mobile Dock (300094)</li> <li>- Dock Stand (300051)</li> <li>- Power Supply (450097)</li> <li>- Country specific AC Line Cord</li> </ul> <p>► Perfect for fixed use tablet applications in the plant, warehouse, or office.</p> <p>► Secure latch offers simple, one-handed docking and undocking of the tablet and the integrated key lock provides increased security.</p> <p>► Full High Definition output for two external monitors</p> <p>► Includes the following ports and features:</p> <p>Connectivity:</p> <ul style="list-style-type: none"> <li>- 2 USB 3.0 Dock Powered</li> <li>- 2 USB 2.0 Tablet Powered</li> </ul> <p>Video:</p> <ul style="list-style-type: none"> <li>- Dual monitor Support</li> <li>- HDMI Type A - Full HD</li> <li>- VGA - Full HD</li> <li>- Headphone Out - 3.5 mm</li> <li>- Mic In - 3.5 mm</li> <li>- RJ45 Gigabit Ethernet</li> <li>- DB9 Serial</li> <li>- Battery Charging Bay for charging spare battery.</li> </ul> <p>► Note: GNSS locationing not available when external monitor in use.</p> <p>► USB ports capable of providing enough current for DS3608-ER in default full-power mode.</p> <p>► Compatible with Companion Keyboard attached.</p> <p>► Compatible with SlateMate attached.</p>	
<p>450098</p>		<p>Battery Charger Upgrade Kit for Secure Mobile Dock or Industrial Dock</p>	<p>► Kit provides components required to add spare battery charger to the Secure Mobile Dock or Industrial Dock (screws).</p>	
<p>450099 (with Power Supply and North America AC Line Cord)</p> <p>450101 (with Power Supply and Australia/New Zealand AC Line Cord)</p> <p>450102 (with Power Supply and EU AC Line Cord)</p> <p>450100 (with Power Supply and UK AC Line Cord)</p>		<p>XR12 Single Slot Battery Charger KIT for Desktop Charging</p>	<p>► Charges one spare battery.</p> <p>► Rugged design stands up to the critical demands of industrial use.</p> <p>► Can be integrated into the Secure Mobile Dock/Industrial Dock or used as a stand-alone charger (with included Desktop Stand).</p> <p>► Can be daisy-chained with an additional charger</p> <p>► Standard Battery charge time: 2.5 Hrs.</p> <p>► LED indicator shows charging status.</p> <p>► Includes stand for holding charger upright on desktop.</p> <p>► Kit includes Battery Charger (450098) Desktop Stand for Charger (460040), Power Supply (450097) and country specific line cord.</p>	
<p>Tripp Lite (3rd party) *</p> <p>CSC16AC</p> <p><a href="http://www.tripplite.com">http://www.tripplite.com</a></p>		<p>Tripp Lite Charging Cabinet</p>	<p>► Portable, stackable charging cabinet from is the ideal solution for charging, storing and managing tablets.</p> <p>► Conveniently stores, charges, and secures up to 16 R12 series tablets or 8 R12 series tablets with accessories.</p> <p>► Secures devices in locking, vented steel cabinet with cart option</p> <p>► Protective shelf with removable dividers and cord management</p> <p>► Supports mounting to wall, desk, table, counter or floor</p> <p>► The perfect charging solution for education, healthcare, and hospitality industries.</p>	

Global Industrial (3rd party) *  T9F670051  <a href="http://www.globalindustrial.com/">http://www.globalindustrial.com/</a>		Global Industrial Charging Cabinet	<ul style="list-style-type: none"><li>► Portable, stackable charging cabinet from is the ideal solution for charging, storing and managing tablets.</li><li>► Conveniently stores, charges, and secures up to 16 R12 series tablets or 8 R12 series tablets with accessories.</li><li>► The perfect charging solution for education, healthcare, and hospitality industries.</li></ul>		
Communication Cables					
XR12 (Gen 2) Part Number	R12 (Gen 1) Part Number	Picture	Description	Notes	Required Items
430036	n/a		XR12 Ethernet Cable Dongle	<ul style="list-style-type: none"><li>► Cable adds Gigabit Ethernet port to the XR12 tablet.</li><li>► Connects to the Expansion Input Port (mini-HDMI type connector) on the side of the tablet.</li><li>► Not compatible with R12 (Gen 1) tablet.</li></ul>	
430033	n/a		XR12 Ethernet/True Serial Cable Dongle	<ul style="list-style-type: none"><li>► Dongle adds Gigabit Ethernet and true Serial capability to the XR12.</li><li>► Connects to the Expansion Input Port (mini-HDMI type connector) on the side of the tablet.</li><li>► Not compatible with R12 (Gen 1) tablet.</li></ul>	
CBA-UF6-C09ZAR-KIT			XR12 to 36xx Series Scanner Cable (USB)	<ul style="list-style-type: none"><li>► Cable rated for 1.2A current</li><li>► Coiled cable is 9 ft long when extended and is about 5 ft. long when un-extended.</li><li>► Rated to -30°C for freezer environment use.</li><li>► When connected to STB3678/FLB3678, will charge a fully depleted battery in about 4.5 hours if host USB port is BC 1.2 compatible or about 10.5 hours for USB 2.0 host ports.</li><li>► R12 series' side USB port and docking stations are NOT capable of powering DS3608-ER in default full power mode. Scanner must use ER low power mode option.</li></ul>	
CBA-UF8-C12ZAR			XR12 to 36xx Series Scanner Cable (USB)	<ul style="list-style-type: none"><li>► Cable rated for 1.2A current</li><li>► Coiled cable is 12 ft long when extended</li><li>► Rated to -30°C for freezer environment use.</li><li>► When connected to STB3678/FLB3678, will charge a fully depleted battery in about 4.5 hours if host USB port is BC 1.2 compatible or about 10.5 hours for USB 2.0 host ports.</li><li>► R12 series' side USB port and docking stations are NOT capable of powering DS3608-ER in default full power mode. Scanner must use ER low power mode option.</li></ul>	

CBA-UF6-C12ZAR		XR12 to 36xx Series Scanner Cable (USB)	<ul style="list-style-type: none"> <li>► Cable rated for 1.2A current</li> <li>► Coiled cable is 9 ft long when extended (even though SKU indicates 12 ft.) and is about 5 ft. long when unextended. Use CBA-UF8-C12ZAR for a true 12 ft. length cable.</li> <li>► Rated to -30°C for freezer environment use.</li> <li>► When connected to STB3678/FLB3678, will charge a fully depleted battery in about 4.5 hours if host USB port is BC 1.2 compatible or about 10.5 hours for USB 2.0 host ports.</li> <li>► R12 series' side USB port and docking stations are NOT capable of powering DS3608-ER in default full power mode. Scanner must use ER low power mode option.</li> </ul>	
CBA-U12-C09ZAR		Generic Cable to Scanners 34xx/35xx Cable (USB)	<ul style="list-style-type: none"> <li>► 9 ft long when extended</li> <li>► R12 series' side USB port and docking stations are NOT capable of powering DS3508-ER.</li> </ul>	
CBA-U09-C15ZAR		Generic Cable to Scanners 34xx/35xx Cable (USB)	<ul style="list-style-type: none"> <li>► 15 ft long when extended</li> <li>► R12 series' side USB port and docking stations are NOT capable of powering DS3508-ER.</li> </ul>	
P1031365-055		ZQ6/QLn Series Printer USB Cable	<ul style="list-style-type: none"> <li>► Connects to USB port on XR12</li> <li>► 6 ft. straight cable</li> </ul>	

#### Soft Goods



XR12 (Gen 2) Part Number	R12 (Gen 1) Part Number	Picture	Description	Notes	Required Items
410046 (WorkAnywhere Kit including Shoulder Strap)  300130 (WorkAnywhere Kit only)  410022 (Shoulder Strap only)	410024 (WorkAnywhere Kit including Shoulder Strap)  410022 (Shoulder Strap only)	  	WorkAnywhere Kit with Shoulder Strap	<ul style="list-style-type: none"> <li>► Provides a comfortable and convenient way to carry the R12 series tablet while standing and walking.</li> <li>► Kit features a shoulder strap for hands free carrying and a screen cover for extra display protection.</li> <li>► Screen cover features a pocket large enough for the Companion Keyboard or up to two spare batteries.</li> <li>► Kit attaches securely to the tablet and works seamlessly with the family of 12 Series accessories including SlateMate and Desktop Docking Station.</li> <li>► Not compatible with Secure Mobile Dock or Industrial Dock</li> <li>► Case specs:               <ul style="list-style-type: none"> <li>- Dimensions: (L x W x H): 14.5 in x 8.75 in x 1.625 in (368.3 mm x 222.25 mm x 41.28mm)</li> <li>- Weight: 0.75 lb (0.34 kg)</li> </ul> </li> <li>► Strap specs:               <ul style="list-style-type: none"> <li>- Dimensions (L x W): 47-61 in x 1.625 in (119-155 cm x 41.3 mm)</li> <li>- Weight: 3 oz (85 g)</li> </ul> </li> </ul>	

410047 (WorkAnywhere Kit Including Handle Strap)	410025 (WorkAnywhere Kit Including Handle Strap)		WorkAnywhere Kit with Handle Strap	<p>► Provides a comfortable and convenient way to carry the R12 series tablet while standing and walking.</p> <p>► Kit features a Grip handle for relaxed carrying and a screen cover for extra display protection.</p> <p>► Screen cover features a pocket large enough for the Companion Keyboard or up to two spare batteries.</p> <p>► Kit attaches securely to the tablet and works seamlessly with the family of R12 series accessories including SlateMate and Desktop Docking Station.</p> <p>► Not compatible with Secure Mobile Dock or Industrial Dock</p> <p>► Case specs:</p> <ul style="list-style-type: none"><li>- Dimensions: (L x W x H): 14.5 in x 8.75 in x 1.625 in (368.3 mm x 222.25 mm x 41.28mm)</li><li>- Weight: 0.75 lb (0.34 kg)</li></ul> <p>► Strap specs:</p> <ul style="list-style-type: none"><li>- Dimensions (L x W): 16 in x 1.125 in (405 mm x 28 mm)</li><li>- Weight: 1.4 oz (40 g)</li></ul>	
300130 (WorkAnywhere Kit only)	300065 (WorkAnywhere Kit only)				
410023 (Handle Strap only)	410023 (Handle Strap only)				

## Vehicle Cradles and Holders

### Powered Cradles and Holders (provides device charging and/or communication)


XR12 (Gen 2) Part Number	R12 (Gen 1) Part Number	Picture	Description	Notes	Required Items
300104 (without Spare Battery Charger)			Secure Mobile Dock	<ul style="list-style-type: none"> <li>► Dock is designed to be a low profile and rugged docking solution for in-vehicle and forklift mounting of the R12 series tablet.</li> <li>► Secure latch offers simple, one-handed docking and undocking of the tablet and the integrated key lock provides increased security.</li> <li>► Full High Definition output for two external monitors</li> <li>► VESA (75mm x 75mm) pattern mounting holes for alternative mounting locations.</li> <li>► Includes the following ports and features:</li> </ul>	<p><u>To power in-vehicle</u> see In-Vehicle Power Supplies section below</p> <p><u>To power via AC wall outlet</u> XR12 AC Power Supply (450097) and country specific AC Line Cord</p>
300094 (with Spare Battery Charger)					
					

300105 (without Spare Battery Charger)  300095 (with Spare Battery Charger)	N/A - pass-through antenna option not supported by R12		Secure Mobile Dock with External Antenna Pass-Through	<ul style="list-style-type: none"> <li>► Dock is designed to be a low profile and rugged docking solution for in-vehicle and forklift mounting of the R12 series tablet.</li> <li>► Secure latch offers simple, one-handed docking and undocking of the tablet and the integrated key lock provides increased security.</li> <li>► Full High Definition output for two external monitors</li> <li>► VESA (75mm x 75mm) pattern mounting holes for alternative mounting locations.</li> <li>► Includes the following ports and features: Connectivity: - 2 USB 3.0 Dock Powered - 2 USB 2.0 Tablet Powered Video: - Dual monitor Support - HDMI Type A - Full HD - VGA - Full HD - Headphone Out - 3.5 mm - Mic In - 3.5 mm - RJ45 Gigabit Ethernet - DB9 Serial - Optional Battery Charging Bay for charging spare battery.</li> <li>► Note: GNSS locationing not available when external monitor in use.</li> <li>► Pass-Through Antenna Module: Greatly increased signal performance of wireless communications. Connections provided for LTE (2 connections) and GPS signals. This module provides connection to the tablet and SMA connectors for external antennas (external antennas and cables purchased separately).</li> <li>► USB ports capable of providing enough current for DS3608-ER in default full-power mode.</li> <li>► Not compatible with Companion Keyboard attached. Keyboard must be removed prior to docking to provide connection to the dock's pass-through antenna module.</li> <li>► Compatible with SlateMate attached.</li> </ul>	<p><u>To power in-vehicle</u> see In-Vehicle Power Supplies section below</p> <p><u>To power via AC wall outlet</u> XR12 AC Power Supply (450097) and country specific AC Line Cord</p> <p><u>For external antenna</u> See Mobile Mark antenna options below</p>
450098			Battery Charger Upgrade Kit for Secure Mobile Dock or Industrial Dock	<ul style="list-style-type: none"> <li>► Kit provides components required to add spare battery charger to the Secure Mobile Dock or Industrial Dock.</li> </ul>	






#### Vehicle Mounting Hardware and Accessories

see additional mounting options in the Common Mounting Systems TAG






NOTE: When using RAM Mount hardware with R12 series RAM D-size (2.25") ball mounts are recommended






Part Number	Picture	Description	Notes	Required Items
Mobile Mark (3rd party) *  LTM302-3C3C2C - various SKUs  (C in SKU denotes normal SMA for all connectors)  <a href="https://www.mobilemark.com">https://www.mobilemark.com</a>		Mobile Mark LTM302 series Global Cellular and GPS External Antenna	<ul style="list-style-type: none"> <li>► Typically used with Secure Mobile Dock with External Antenna Pass-Through (300105/300095) .</li> <li>► The 3-cable "300" series LTM antennas include two Cellular antennas and one GPS antenna.</li> <li>► Antenna is ideal for fleet management systems that combine GPS with a broadband cellular modem.</li> <li>► Designed to cover all Cellular frequencies worldwide. Covers: 694-960 &amp; 1710-3700 MHz.</li> <li>► Measures 5.5" (140mm) in diameter with a low profile of 2.38"(60.4mm). Takes up significantly less space than multiple antennas.</li> <li>► Antenna versions available for surface mounting or magnetic mounting.</li> </ul>	Secure Mobile Dock with External Antenna Pass-Through (300105/300095)

Blank-It (3rd party) *  BL-STD  <a href="https://www.blank-it.com">https://www.blank-it.com</a>		Blank-It Screen Blanking solution	<ul style="list-style-type: none"><li>►Solution will turn off the device's display when the vehicle is in motion to prevent distracted driving.</li><li>►USB Sensor Hardware and software providing the following:<ul style="list-style-type: none"><li>– Screen Blanking</li><li>– GPS support &amp; integration</li><li>– 'Screen Saver' Feature</li><li>– 'Sleep' Feature</li><li>– Nominated Programs</li><li>– Blank-it Browser</li><li>– Passenger Viewing</li></ul></li></ul>		
350037		RAM VESA Plate Base, Steel Reinforced - D size	<ul style="list-style-type: none"><li>►Attaches to the back of Secure Mobile Docks.</li><li>►RAM D-size (2.25") ball connected to a 4.75" square plate with 4x100mm holes and 4x75mm holes in each corner.</li><li>►Uses RAM P/N RAM-D-246-IN1U.</li></ul>	Typically used along with the following: 1. RAM Double Socket Arm 2. RAM Clamp Base, Rail Base or Round Plate Base.  Refer to Common Mounting Systems TAG for details.	
350025		RAM Forklift mounting Kit	<ul style="list-style-type: none"><li>►Typically used to mount Secure Mobile Docks to forklifts.</li><li>►Includes VESA Base Plate (RAM-D-246U), Double Socket 12" Arm (RAM-D-201U-E) and Clamp Base (RAM-D-247U-25)</li><li>►Uses RAM P/N RAM-D-246U, RAM-D-201U-E, RAM-D-247U-25</li></ul>		
Misc					
XR12 (Gen 2) Part Number	R12 (Gen 1) Part Number	Picture	Description	Notes	Required Items
410040	410026		Kickstand	<ul style="list-style-type: none"><li>►Foldable kickstand acts as an easel allowing the R12 series to be used at a comfortable viewing angle.</li><li>►When not in use the kickstand folds away.</li><li>►This kickstand is also included with the R12 Series Companion Keyboard Kit.</li></ul>	
300016 or 300058 ►Discontinued 8/2020 - see PMB 10496			A-Frame Easel Stand	<ul style="list-style-type: none"><li>►Allows the R12 series to stand vertically while on counter or desktop.</li><li>►Recommened using Kickstand (410040) instead.</li></ul>	

400012 (gloss finish) - to be discontinued  400013 (matte finish)		Replacement Screen Protector (pack of 3)	<ul style="list-style-type: none"><li>► Protective Display Film is an optically clear, thin protective film with a coating designed to reduce reflections and give a clear, sharp display view even in brightly lit conditions.</li><li>► Protector works with touch screen and digitizer pen displays further protecting the tablet display from everyday scratches.</li><li>► Protective film can be replaced at any time and its special adhesive will not leave a sticky residue behind when removed.</li><li>► The "Matte" type finish has low reflection and is perfect for use with a mounted or fixed display that cannot be moved to avoid direct reflection or if the display is used in bright ambient conditions.</li><li>► Package includes 3 films, soft cloth and alcohol wipe.</li></ul>		
440021		Replacement Digitizer Pen	<ul style="list-style-type: none"><li>► Designed to fit in the pen bam of the XR12 tablet, the Digitizer Pen provides precision and comfort to write and annotate on the tablet.</li><li>► Write on the tablet with the ease of standard paper and pencil by using the digitizer pen.</li><li>► Angular design on one-side of the pen prevents pen from rolling off flat surface</li><li>► One recessed programmable button for optimal flexibility</li><li>► Pen tips are replaceable and are provided so extra tips are available in the event one becomes damaged.</li></ul>		
440017 (single)  440018 (10 pack) ► Discontinued 8/2020 - see PMB 10496		Replacement Stylus Tether Cord			
400025		Screen Cleaning Cloth	<ul style="list-style-type: none"><li>► Keep the display clean and smudge free with an approved wiping cloth.</li><li>► Cloth is especially designed to remove dirt and skin oils without damaging the display surface.</li></ul>		
Power Cords/Power Supplies					
AC Cords and Power Supplies					
XR12 (Gen 2) Part Number	R12 (Gen 1) Part Number	Picture	Description	Notes	Required Items
450097	N/A		XR12 Spare AC Power Supply	<ul style="list-style-type: none"><li>► This is a spare power supply. This power supply normally ships with each XR12 series tablet. Also included with each Industrial Dock or Office Dock.</li><li>► Uses 1.7mm barrel jack connector.</li><li>► Uses IEC 320 C5 style AC Line Cord</li><li>► Not compatible for use with directly connecting to R12 (Gen 1) tablets.</li><li>► Includes additional labeling vs. 450103 to specify that barrel jack connector is 1.7mm size.</li></ul>	AC Line Cord (450040)





450110 (with US AC Line Cord)	N/A		XR12 Spare AC Power Supply KIT	<p>►This is a spare power supply. This power supply normally ships with each XR12 series tablet. Also included with each Industrial Dock or Office Dock.</p> <p>►Uses 1.7mm barrel jack connector.</p> <p>►Uses IEC 320 C5 style AC Line Cord</p> <p>►Kit includes Power Supply (450097) and country specific AC Line Cord.</p> <p>►Not compatible for use with directly connecting to R12 (Gen 1) tablets.</p> <p>►Includes additional labeling vs. 450104 to specify that barrel jack connector is 1.7mm size.</p>	
450136 (with Australia/New Zealand AC Line Cord)					
450137 (with EU AC Line Cord)					
450135 (with UK AC Line Cord)					
450040 (for US)			AC Line Cord for Power Supply	<p>►Included with Spare AC Power Supply Kits (i.e. 450110)</p> <p>►IEC 320 C5 style Cord</p>	
450047 (for Australia/New Zealand)					
450042 (for EU)					
450041 (for UK)					
In-Vehicle Power Supplies (for directly powering R12 series tablet or powering Secure Mobile Docks)					
Part Number	Picture	Description	Notes	Required Items	
450140		Lind Cigarette Lighter Adapter (CLA) Kit for 12-16V vehicles	<p>►Designed for vehicles providing 12-16V power.</p> <p>►20 volt output</p> <p>►Includes 36" length, 20 AWG, 1.7 mm x 5.5mm Right Angle tip connector cable (450142).</p> <p>►Can be converted to connect directly to vehicle power using Direct Wire Power Cable with inline fuse (450139).</p>		
450141		Lind Cigarette Lighter Adapter (CLA) Kit for 12-32V vehicles	<p>►Designed for vehicles providing 12-32V power.</p> <p>►20 volt output</p> <p>►Includes 36" length, 20 AWG, 1.7 mm x 5.5mm Right Angle tip connector cable (450142).</p> <p>►Can be converted to connect directly to vehicle power using Direct Wire Power Cable (450134).</p>		
450151		Direct Wire Power Adapter Kit for 20-60V vehicles	<p>►Designed for vehicles providing 20-60V power.</p> <p>►19 volt output</p> <p>►Uses 1.7 mm x 5.5mm tip connector</p>		

450139		Direct Wire Power Cable, with inline fuse	<ul style="list-style-type: none"> <li>► Used to connect Lind Cigarette Lighter Adapter (CLA) Kit for 12-16V vehicles (450140) directly to vehicle power.</li> <li>► This cable replaces the Cigarette Lighter Adapter cable included with the CLA Kit (450140).</li> <li>► Cable includes fuse assembly since the power block on 450140 does not contain a fuse.</li> </ul>	Lind Cigarette Lighter Adapter (CLA) Kit for 12-16V vehicles (450140)
450134		Direct Wire Power Cable	<ul style="list-style-type: none"> <li>► Used to connect Lind Cigarette Lighter Adapter (CLA) Kit for 12-32V vehicles (450141) directly to vehicle power.</li> <li>► This cable replaces the Cigarette Lighter Adapter cable included with the CLA Kit (450141).</li> <li>► Kit does not include fuse assembly since the power block on 450141 includes this.</li> </ul>	Lind Cigarette Lighter Adapter (CLA) Kit for 12-32V vehicles (450141)
450142		Lind Replacement Cigarette Lighter Adapter (CLA) Cable	<ul style="list-style-type: none"> <li>► This is a spare/replacement cable. Cable is normally included with Cigarette Lighter Adapter Kits (450140 or 450141).</li> <li>► Cable connects the R12 series tablet or Secure Mobile Dock to the Lind power block.</li> <li>► 36" length, 20 AWG, 1.7 mm x 5.5mm Right Angle tip connector cable.</li> </ul>	
XP2035-2396 (3rd party) * <a href="http://www.lindelectronics.com">http://www.lindelectronics.com</a>		Lind Cigarette Lighter Adapter (CLA) Kit	<ul style="list-style-type: none"> <li>► 12-32 VDC input</li> <li>► Includes: <ul style="list-style-type: none"> <li>- Cigarette Lighter Plug 36" Input Cable</li> <li>- 5.5x1.7 36" Output Cable</li> </ul> </li> <li>► Low Input Voltage Disconnect</li> <li>► High Input Voltage Disconnect</li> <li>► Output Short Circuit Protection</li> <li>► Output Overcurrent Protection</li> <li>► Internal Over Temperature Protection</li> <li>► Not recommended for use due to lack of strain relief on cable to tablet or dock. Use 450141 instead.</li> </ul>	
450012		Auto Shut-down Timer	<ul style="list-style-type: none"> <li>► Automatically turns mobile equipment on when vehicle engine is started.</li> <li>► When engine is turned off timer can be configured to keep equipment on from 5 seconds to 4 hours.</li> <li>► Will turn equipment off before pre-set time if voltage drops too low, preventing dead vehicle battery.</li> <li>► Also disconnects power to equipment if over voltage condition occurs (+18V).</li> <li>► LED indicators for on, off and timer.</li> <li>► Compatible with 12V vehicle systems.</li> <li>► Uses Lind SDT1230U-023</li> <li>► NOTE: Timer needs to be installed as the first component in the electrical circuit (prior to the power adapter).</li> </ul>	


CG-X (3rd party) * <a href="http://www.havis.com">http://www.havis.com</a>		Havis Charge-Guard Auto Shutoff Timer	<ul style="list-style-type: none"> <li>►Automatically turns mobile equipment on when vehicle engine is started.</li> <li>►When engine is turned off timer can be configured to keep equipment on from 5 seconds to 18 hours.</li> <li>►Will turn equipment off before pre-set time if voltage drops too low, preventing dead vehicle battery.</li> <li>►Also disconnects power to equipment if over voltage condition occurs (+18V).</li> <li>►Diagnostic LED helps troubleshoot voltage problems.</li> <li>►Compatible with 12V vehicle systems.</li> </ul>	
--	---	---------------------------------------	--	--

## Keyboards

See External Keyboards Technical Accessory Guide (TAG) for additional keyboard options.

XR12 (Gen 2) or R12 (Gen 1) Part Number	R12 (Gen 1) ONLY Part Number	Picture	Description	Notes	Required Items
<u>Kit - includes Keyboard and Kickstand</u> 420014 (US English) ►Discontinued 8/2020 see PMB 10496  420078 (US English) 420079 (UK English) 420080 (DE German) 420081 (FR French) 420083 (ES Spanish)  <u>Keyboard only</u> 420060 (US English) 420061 (UK English) 420062 (DE German) 420063 (FR French) 420065 (ES Spanish) 420064 (CH Swiss)  410040 (Kickstand only)	<u>Kit - includes Keyboard and Kickstand</u> 420014 (US English) ►Discontinued 8/2020 see PMB 10496  420074 (UK English) ►Discontinued 8/2020 see PMB 10496  420075 (DE German) ►Discontinued 8/2020 see PMB 10496  420076 (FR French) (ES Spanish) ►Discontinued 8/2020 see PMB 10496  420077 (CH Swiss) ►Discontinued 8/2020 see PMB 10496  410026 (Kickstand only)		R12 Series Companion Keyboard Kit	<ul style="list-style-type: none"> <li>►The innovative design of the R12 Series Companion Keyboard features an ultra-thin wireless keyboard and a foldable kickstand.</li> <li>►When not in use the kickstand folds away and the keyboard magnetically attaches to the rear of the tablet providing a low profile way to transport and charge the device.</li> <li>►Keyboard features a capacitive touchpad that not only works as a mouse, but also recognizes Windows gestures for efficient navigation.</li> <li>►Kickstand converts into an easel for a comfortable viewing angle</li> <li>►NOTE: Keyboard SKUs listed for <b>R12 (Gen 1) ONLY</b> are only compatible with Motion R12 (Generation 1) tablets and will not work with Zebra XR12 (Generation 2) tablets.</li> </ul>	
various			Other Keyboard options	See <b>External Keyboards</b> Technical Accessory Guide (TAG) for other keyboard options.	

## Batteries

Part Number	Picture	Description	Notes	Required Items
450035		R12 series Replacement Battery (14.8V, 3100mAh, 45 WHr)	<ul style="list-style-type: none"> <li>►This is the main battery that attaches to the back of the R12/XR12.</li> <li>►Hot swappable enables 24x7 usage.</li> <li>►Battery can be charged while in the rugged tablet or while in the battery charging slot provided in some R12/XR12 Docking Stations.</li> <li>►Power meter on battery takes the guesswork out of determining available battery life.</li> </ul>	